

School District of Phillips
Phillips, Wisconsin

ANNUAL MEETING AND BUDGET REPORT
Monday, October 1, 2018

City of Phillips

Villages of: Kennan, Catawba

Towns of: Catawba, Elk, Emery, Hackett, Harmony, Flambeau, Georgetown, Kennan, Worcester

SCHOOL DISTRICT OF PHILLIPS

Vision

Preparing for Tomorrow

Mission

To inspire and empower all students to reach their greatest potential.

Goals

- * Review and assess educational opportunities yearly throughout the district that enables each student to achieve their greatest academic and social growth
- * Develop annual objectives and plans that will promote safety and security.
- * To create added awareness of the District by implementing or expanding communication strategies that involve family and community members throughout the District.

Approved April 20, 2009

SCHOOL DISTRICT OF PHILLIPS PHILOSOPHY

The School District of Phillips is committed to providing a quality education for all students. Recognizing that students have different abilities and learning styles, our goal is that all students develop to their fullest capacity as individuals and as productive and responsible citizens.

The District strives to nurture students to be: self-directed learners, civic-minded and ethical decision makers, skillful problem-solvers, and creative and critical thinkers.

Recognizing that education for the development of well rounded students does not end with core academics, the District supports a wide range of curricular and extracurricular opportunities.

The District acknowledges the family as the primary influence in the development of the individual and is committed to a partnership of school, family, and community.

The District, as an integral part of the community, promotes life-long learning and quality of life in the community.

Approved April 20, 2009

DIRECTORY CURRENT SCHOOL BOARD AND ADMINISTRATION

<u>TERM</u> <u>EXPIRES</u> <u>SPRING</u>	<u>SCHOOL BOARD MEMBERS</u>	<u>RESIDENT OF TOWN</u> <u>VILLAGE, OR CITY</u>	<u>ADDRESS</u>
2021	Jon Pesko – President	Worcester	Phillips
2020	Marty Krog - Vice President	Elk	Phillips
2020	Joseph Fox - Treasurer	Worcester	Phillips
2021	Tracie Burkart - Clerk	Elk	Phillips
2019	Jim Adolph	Georgetown	Kennan
2019	Mark Distin	Emery	Phillips
2021	Hailey Halmstad	Harmony	Catawba
2020	Kevin Rose	Harmony	Phillips
2019	Stephen Willett	Phillips	Phillips

ADMINISTRATION/SUPERVISORY STAFF

Rick Morgan	Superintendent
Molly Lehman	Finance Manager
Dave Scholz	Grades PreK-5 Principal/Federal Grants Administrator
Colin Hoogland	Grades 6-12 Principal
Vicki Lemke	Director of Pupil Services
Roni Tobias	School Psychologist
Terra Gastmann	Food Service Supervisor
Hannah Larson	Aquatic Director
Jason McMillan	Transportation Manager

Publish September 20 and September 27, 2018

Notice for Annual District Meeting (Section 120.08(1))

Notice is hereby given to qualified electors of the School District of Phillips, that the annual meeting of said district for the transaction of business, will be held in Phillips High School Auditorium, on the 1st day of October, 2018, at 6:00 p.m.

Tracie Burkart, District Clerk

AGENDA

BUDGET HEARING:

1. INTRODUCTIONS
2. CALL THE BUDGET HEARING TO ORDER
3. PRESENT THE ESTIMATED 2018-19 BUDGET
4. ADJOURN THE BUDGET MEETING

ANNUAL MEETING OF THE ELECTORATE OF THE SCHOOL DISTRICT OF PHILLIPS:

1. CALL THE ANNUAL MEETING TO ORDER
2. ELECT A CHAIRPERSON
3. READING OF MINUTES OF LAST ANNUAL MEETING HELD OCTOBER 2, 2017
4. TREASURER'S REPORT
5. LEVY A TAX FOR THE 2018-2019 SCHOOL YEAR
6. MOTION TO APPROVE FUND 80 LEVY FOR 2018-19
7. SALE OF GENERAL SCHOOL PROPERTY
8. PURCHASE OF REAL ESTATE
9. OLD BUSINESS
10. NEW BUSINESS
11. LONG-TERM PLANNING REPORT
12. ESTABLISH DATE AND TIME FOR 2019 ANNUAL MEETING.
13. ADJOURN ANNUAL MEETING
14. REFRESHMENTS

Notices for this meeting were posted on September 13, 2018 at: Phillips Elementary, Middle, and High School, Bus Garage, All-Staff Email, District Website, and Price Co. Review

SCHOOL DISTRICT OF PHILLIPS
PHILLIPS, WISCONSIN
MINUTES OF BUDGET HEARING and ANNUAL MEETING
Monday, October 2, 2017
Phillips High School Auditorium

Present from Board of Education: Burkart, Fox, Krog, Marlenga, and Willett. Absent from Board of Education: Adolph, Distin, Pesko and Rose Administration Present: Superintendent Morgan; Finance Manager Lehman, Principals Scholz and Hoogland, four staff members and two students.

BUDGET HEARING:

1. The budget hearing was called to order at 6:00 p.m. by Vice-President Marty Krog. Superintendent Morgan introduced those present on the platform.
2. Superintendent Morgan explained the sources of revenue for the proposed budget and factors that could change those amount prior to the final budget presentation in October. The expenditures in all funds were reviewed. The proposed mill rate for this year is estimated to be 8.69157 based on a levy of \$5,117,255.00. The mill rate is an estimate based on property value projection. Actual figures will be available the end of the month and will be approved by the Board prior to November 1st.
3. The budget hearing was adjourned at 6:15 p.m.

ANNUAL MEETING

1. Vice-President Marty Krog called the annual meeting to order at 6:15 p.m. followed by the Pledge of Allegiance.
2. Superintendent Morgan explained the purpose and procedures for the annual meeting. Stephen Willett nominated Marty Krog as chairperson. There were no other nominations. Motion (Stephen Willett-Phillips/) to close nominations and have the secretary cast a unanimous ballot for Marty Krog as chairperson. Motion carried with unanimous vote.
3. Motion (Stephen Willett-Phillips/Tracie Burkart-Elk) to waive the reading of the minutes from the last annual meeting and accept them as submitted on pages 4-5 in the Annual Meeting & Budget Report. Motion carried with unanimous vote.
4. Superintendent Morgan gave the treasurer's report. Fund 10 revenues for 2016-17 totaled \$8,778,281.10 and expenditures totaled \$8,840,288.03 for a net difference of -\$62,006.93 The payment of District indebtedness for QZAB loan (elementary school roof) this year was \$16,604.46 in principal and \$1,747.80 in interest. Balance due is \$87,926.37. The payment for District indebtedness for Unfunded Liability was \$49,104.89 of principal and \$54,784.32 of interest. Balance due is \$946,973.68. The payment for District indebtedness for General Obligation Bonds was \$95,000.00 of principal, and \$48,800.00 of interest. Balance due is \$1,405,000.00 The proposed tax levy for 2017-18 is \$4,481,740.00 for operations, \$324,015.00 for indebtedness and \$311,500.00 for community service for a total of \$5,117,255.00. This is a decrease in the levy of .77% over 2016-17.
5. Motion (Willett-Phillips/Marlenga-Harmony) to accept the levy of \$5,117,255.00. Motion carried with unanimous vote.

6. Motion (Willett-Phillips/Burkart-Elk) to accept the levy for Fund 80. All middle school athletics are open to all age-appropriate individuals in the community to participate. Motion carried with unanimous vote.
7. Motion (Willett-Phillips/Marlenga-Harmony) to authorize the sale of general school property belonging to, but not needed by the District not including real estate. Motion carried with unanimous vote.
8. Old business, new business and long-term planning were included in Mr. Morgan's report.
 - A. The track project is now complete and looks very good. Everything was completed on budget.
 - B. The district purchased its 3rd propane bus in the 2016-17 budget. This 3rd bus purchase will upgrade the quality of the fleet and qualifies us for decreased fuel prices for 2017-18..
 - C. The facilities utilization committee has worked hard this year to review all facilities with special attention on the 1958 portion of Phillips Elementary School. Meeting have been held with the architects and staff. A recommendation to the Board of Education will be coming this year.
9. Motion (Burkart-Elk/Marlenga-Harmony) to set the Annual Budget Hearing and Annual Meeting for October 1, 2018 at 6:00 p.m. Motion carried with unanimous vote.
10. Motion (Willett-Phillips/Marlenga-Harmony) to adjourn. Motion carried with unanimous vote. The annual meeting adjourned at 6:25 p.m.

Respectfully submitted,

Tracie Burkart, Clerk
Board of Education

School District of Phillips Wisconsin K-12 Public Education



To inspire & empower
all students to reach
their greatest potential

Budget Report | Phillips Schools Business Office

Budget Reporting

Accounts used in school district budgeting and financial reporting are designated by the Department of Public Instruction. A uniform accounting system is essential for the facilitation of reporting, auditing, data processing, inter-district comparisons, and financial accounting for cooperative programs. A complete list of proper account codes and account code explanations are available for review on the website at <http://sfs.dpi.wi.gov/files/sfs/pdf/Revision%20%2322.pdf>.

Fund Accounting

Financial administration requires that each transaction is identified for administrative and accounting purposes. The first identification is by the fund which is an independent fiscal and accounting entity, requiring its own set of books, in accordance with special regulations, restrictions, and limitations that earmark each fund for a specific activity or for attaining specific objectives. Each fund must be so accounted for that the identity of its resources and obligations and its revenues and expenditures is continually maintained.

All funds used by Wisconsin school districts must be classified into one of nine fund types. The primary fund types are the General Fund, Special Projects Fund, Debt Service Fund, Capital Projects Fund, Food Service Fund, Agency (Pupil Activity) Fund, Fiduciary Fund, Community Service Fund, and Package and Cooperative Program Fund.

Basis of Accounting

The basis of accounting refers to the point in time when revenues, expenditures or expenses and the related assets and liabilities are recognized in the accounts and reported in the financial statements. In other words, the basis of accounting determines the timing with which the accounting system recognizes transactions.

Governmental funds, expendable trust funds, and agency funds use the modified accrual basis of accounting. Under the modified accrual basis of accounting, revenues are recognized when they become both measurable and available (susceptible to accrual). Measurable means the amount of the transaction can be determined and available means collectible within the current period or soon enough after that to pay liabilities of the current period. State general and categorical aids, federal impact aid, and other entitlements are recognized as revenue at the time for receipt or earlier if the susceptible to accrual criteria are met. Expenditure-driven programs currently reimbursable are recognized as revenue when the qualifying expenditures have been incurred.

Expenditures are generally recognized under the modified accrual basis of accounting when the related fund liability is incurred. Employee services and payroll-related costs (employee health, life, disability insurance, FICA, Medicare, Wisconsin Retirement System contributions, annuities) other than compensated absences, termination, and other post-employment benefits are recognized in the fiscal period when incurred.

The following tables provide actual audited results for the 2016-17 school year, unaudited results for the 2017-18, and proposed budget for the 2018-19. Actual revenue and expenditures for 2017-18 will be provided after closing entries, and the audit is complete. The budget reported for 2018-19 was reviewed by the Board of Rducation on June 18, 2018. The detail of the budget can be viewed at the District Administrative office by contacting the Finance Manager.

GENERAL FUND	Audited 2016-17	Unaudited 2017-18	Budget 2018-19
Beginning Fund Balance	3,444,456.24	3,382,449.31	3,228,423.01
Ending Fund Balance	3,382,449.31	3,228,423.01	2,815,980.04
REVENUES & OTHER FINANCING SOURCES			
Transfers-In (Source 100)	0.00	0.00	0.00
Local Sources (Source 200)	4659297.27	4,321,105.82	4,455,743.00
Inter-district Payments (Source 300 + 400)	211,982.00	234,919.00	237,268.19
Intermediate Sources (Source 500)	5,925.40	4,203.39	10,847.00
State Sources (Source 600)	3,379,924.07	3,738,072.69	4,122,385.00
Federal Sources (Source 700)	387,929.77	375,003.61	348,756.00
All Other Sources (Source 800 + 900)	4,659,297.27	308,138.88	35,200.00
TOTAL REVENUES & OTHER FINANCING SOURCES	8,778,281.10	8,981,443.39	9,210,199.19
EXPENDITURES & OTHER FINANCING USES			
Instruction (Function 100 000)	3,923,408.15	4,128,451.02	4,223,313.00
Support Services (Function 200 000)	3,503,359.75	3,672,696.32	3,979,098.16
Non-Program Transactions (Function 400 000)	1,413,520.13	1,334,322.45	1,420,231.00
TOTAL EXPENDITURES & OTHER FINANCING USES	8,840,288.03	9,135,469.79	9,622,642.16

Special Projects Funds

Special projects funds reported below include combined budgets for both the Gift Fund and Special Education Fund.

Fund 21 Special Revenue Trust Fund

This fund is used to account for trust funds that can be used for district operations. The source of such funds is gifts and donations. Cash and investments in this fund are expended pursuant to donor specifications. There may be a fund balance in this fund.

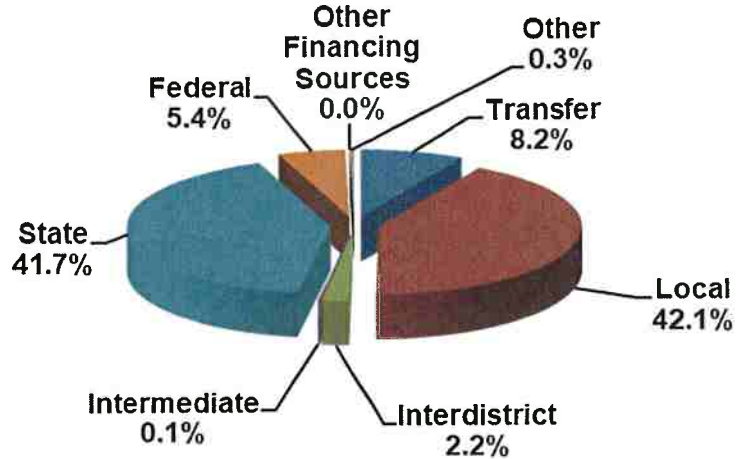
Fund 27 Special Education Fund

This fund is used to account for the excess cost of providing special education and related services for students with disabilities during the regular school year or extended school year. Also included are charges for services provided to other districts as a result of being a host district for a special education package or cooperative program. School Age Parent costs are also charged to this Fund. No fund balance or deficit can exist in this fund.

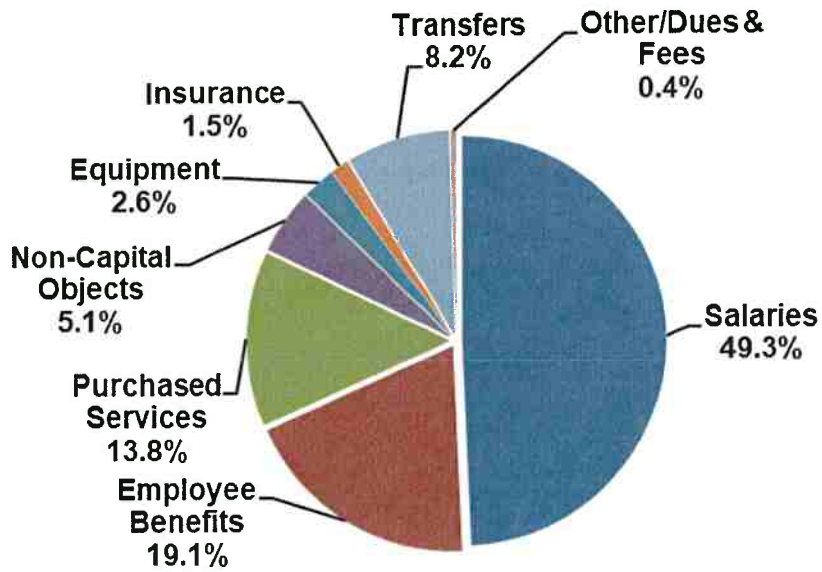
SPECIAL PROJECTS FUND	Audited 2016-17	Unaudited 2017-18	Budget 2018-19
Beginning Fund Balance	49,449.82	34,072.99	80,927.73
Ending Fund Balance	34,072.99	80,927.73	80,927.73
REVENUES & OTHER FINANCING SOURCES	1,373,513.97	1,525,636.94	1,413,021.86
EXPENDITURES & OTHER FINANCING USES	1,388,890.80	1,478,782.73	1,413,021.86

DISTRIBUTION OF PROPOSED BUDGET – REVENUE & EXPENDITURES

2018-2019 REVENUE - Funds 10 & 27



2018-19 EXPENDITURES - Funds 10 & 27



Enrollment

Equalization aid and revenue limit calculations use district pupil count data that is then converted to full time equivalency (FTE). The calculated FTE is referred to as membership.

Class sizes graduating from the high school exceeded incoming kindergarten students during 2018-2019. Kindergarten enrollment for 2018 is 51 students which will continue the trend of decreasing enrollment of the next few years.

Grade	2014-15	2015-16	2016-17	2017-18	2018-19
Other	1	2	2	1	3
4K	35	26	30	30	43
K	52	55	46	50	51
1	52	50	59	47	54
2	59	45	52	57	52
3	54	63	43	54	55
4	60	54	65	46	53
5	42	60	59	64	40
6	65	46	63	55	62
7	52	67	51	66	57
8	55	57	67	51	67
9	63	57	62	68	59
10	65	64	57	68	62
11	69	64	60	62	62
12	76	61	64	63	62
CH 220	0	0	0	0	0
Year Totals	808	771	780	782	782
	-.99%	-4.58%	1.18%	.26%	0%

Debt Service Funds

These funds are used for recording transactions related to repayment of the following debt service. Debt tax levies must be recorded in these funds. The resources in these funds may not be used for any other purpose as long as a related debt remains.

Fund 38 Non-Referendum Debt Service Fund

This fund is used to account for transactions for the repayment of debt issues that were either not authorized by school board resolution before August 12, 1993, or incurred without referendum approval after that date. A fund balance may exist in this fund. Sections 67.05(6a)(b) and 67.12(12(e)(2g)) of the Wisconsin Statutes provides authority for school districts to borrow up to \$1,000,000 without elector approval. The specific limit for each school district is the lesser of \$1,000,000 or a calculated amount which uses statewide value and membership data. The district's limit is cumulative and applies to both bonds and promissory notes. Therefore, at any given time the total debt issued by the district under this provision cannot exceed their calculated authority. If, for example, a district's authority is \$1,000,000, and they have already issued debt of \$900,000 they would only have authority available of \$100,000. However, every principal payment made on the \$900,000 borrowing would increase their available authority limit. Final payment of the non-referendum debt was made in April 2012.

DEBT SERVICE FUND	Audited 2016-17	Unaudited 2017-18	Budget 2018-19
Beginning Fund Balance	41,252.26	39,827.26	38,403.21
Ending Fund Balance	39,827.26	38,403.21	38,403.21
REVENUES & OTHER FINANCING SOURCES	261,616.47	1,270,988.68	296,966.00
EXPENDITURES & OTHER FINANCING USES	263,041.47	1,478,782.73	296,966.00

DISTRICT INDEBTEDNESS

QZAB	2017-18 Principal Paid	\$ 16,843.57
	2017-18 Interest Paid	\$ 1,508.69
	Balance Due	\$ 87,926.37
Unfunded Liability	2017-18 Principal Paid	\$ 46,361.17
	2017-18 Interest Paid	\$ 117,775.62
	Balance Due	\$ 1,066,198.06
General Obligation	2017-18 Principal Paid	\$ 100,000.00
Bonds	2017-18 Interest Paid	\$ 42,950.00
	Balance Due	\$1,305,000.00

Fund 49 Other Capital Project Funds

These funds are used to report capital project fund activities. The School District of Phillips has authorized the use of this fund for the development of a Science-Technology-Engineering-Arts-Math (STEAM) program in conjunction with an Industrial arts fabrication lab (FAB LAB). This project is coordinated in conjunction with the Wisconsin Economic Development Corporation (WEDC) FAB LAB grant the district secured in 2017. A fund balance may exist in this fund.

CAPITAL PROJECTS FUND	Audited 2016-17	Unaudited 2017-18	Budget 2018-19
Beginning Fund Balance	0.00	0.00	78,411.99
Ending Fund Balance	0.00	0.00	0.00
REVENUES & OTHER FINANCING SOURCES	0.00	262,000.00	25,000.00
EXPENDITURES & OTHER FINANCING USES	0.00	183,588.01	103,411.99

Fund 50 Food Service Fund

All revenues and expenditures related to pupil food service activities are recorded in this fund. A fund balance in the Food Service Fund is permitted. There may be no deficit in the Food Service Fund. Any food service fund deficit, resulting from student food services, must be eliminated by an operating transfer from the General Fund. In compliance with the federal requirements of the Healthy Hunger-Free Act, the District did not have to increase school lunch prices for 2018-19.

FOOD SERVICE FUND	Audited 2016-17	Unaudited 2017-18	Budget 2018-19
Beginning Fund Balance	130,463.91	93,259.42	95,870.52
Ending Fund Balance	93,259.42	95,870.52	41,628.52
REVENUES & OTHER FINANCING SOURCES	423,945.38	437,006.75	406,850.00
EXPENDITURES & OTHER FINANCING USES	461,149.87	434,395.65	461,092.00

Fund 80 Community Service Fund

This fund is used to account for activities such as adult education, community recreation programs and other programs which are not elementary and secondary educational programs but have the primary function of serving the community. The district may adopt a separate tax levy for this Fund. Statute 120.13(19) permits a school board to establish and maintain community education, training, recreational, cultural or athletic programs and services, outside regular curricular and extracurricular programs for pupils, under such terms and conditions as the school board prescribes. The school board may establish and collect fees to cover all or part of the costs of such programs and services.

Access to Community Service Fund activities cannot be limited to pupils enrolled in the district's K-12 educational programs. Excluded from a Community Service Fund are any academic subjects and extra-curricular activities available only to pupils enrolled in the district.

Direct costs to the District result from operating and maintaining the community pool, and community programs. The Community Service Fund levy for the 2018-2019 school year will be \$311,500.

COMMUNITY SERVICE FUND	Audited 2016-17	Unaudited 2017-18	Budget 2018-19
Beginning Fund Balance	195,748.94	261,713.97	300,708.46
Ending Fund Balance	261,713.97	300,708.46	280,979.46
REVENUES & OTHER FINANCING SOURCES	358,228.21	358,028.89	358,700.00
EXPENDITURES & OTHER FINANCING USES	292,263.18	319,034.40	378,429.00

The following table compares audited results from 2016-17 fiscal year as compared to the revised budget of 2017-18. At the time of this meeting, the final financial transactions for the 2017-18 fiscal year are being completed. These results will be shared with the Board of Education at a regular board meeting later this fall.

The proposed budget for 2018-19 is 4.10% more than the prior year.

The proposed tax levy for 2018-19 is 3.72% less than 2017-18 because of an increase in state aid. The final levy will be determined after enrollment and property values are known on October 15.

Total Expenditures and Other Financing Uses

ALL FUNDS	Audited 2016-17	Unaudited 2017-18	Budget 2018-19
GROSS TOTAL EXPENDITURES -- ALL FUNDS	11,245,633.35	12,640,095.30	12,172,151.02
Interfund Transfers (Source 100) - ALL FUNDS	0.00	0.00	0.00
Refinancing Expenditures (FUND 30)	0.00	946,973.68	0.00
NET TOTAL EXPENDITURES -- ALL FUNDS	11,245,633.35	11,693,121.62	12,172,151.02
PERCENTAGE INCREASE – NET TOTAL FUND EXPENDITURES FROM PRIOR YEAR		3.98%	4.10%

PROPOSED PROPERTY TAX LEVY

FUND	Audited 2016-17	Unaudited 2017-18	Budget 2018-19
General Fund	4,581,333.00	4,263,386.00	4,085,199.00
Referendum Debt Service Fund	0.00	0.00	0.00
Non-Referendum Debt Service Fund	261,616.00	299,966.00	296,966.00
Capital Expansion Fund	0.00	0.00	0.00
Community Service Fund	311,500.00	311,500.00	311,500.00
TOTAL SCHOOL LEVY	5,154,449.00	4,874,852.00	4,693,665.00
PERCENTAGE INCREASE -- TOTAL LEVY FROM PRIOR YEAR		-5.42%	-3.72%

TAX LEVY EXPLANATION

The school district tax levy is made up of several components. These include:

- Amount of operational dollars needed-General Fund, Capital Projects, Community Service levies
- Amount of debt service tax dollars needed-Debt Service Fund levy
- The equalized value of property in the school district
- Mill (tax) rate

The tax levy is the total amount of property taxes levied or assessed to municipalities in our school district to fund school operations. The maximum tax levy amount, other than referendum-approved long-term debt or long-term debt incurred prior to 1993, is determined through the state's revenue cap (limit) formula. Taxpayer approval, through the referendum process, is required if a school district wants to exceed the revenue limit. The tax levy approved at the Annual Meeting will be adjusted by the Board of Education in October when the Department of Public Instruction (DPI) has certified the district's state equalization aid amount for the 2017-2018 fiscal year which is received in 2018-2019.

Equalized valuation is the fair market value of all properties within a school district as determined by the Wisconsin Department of Revenue. The Wisconsin Department of Revenue uses property sales information to determine a municipality's equalized "fair market" valuation. This information is reported to the school district in October of each year.

The school district distributes the certified (approved) tax levy among the municipalities according to the proportion of equalized value each municipality has in comparison to the total equalized value of the school district. Each municipal treasurer distributes this levy among the various residents based on the assessed value of the property within the municipality.

Equalized valuation plays a very important role in determining the school mill (tax) rate. For purposes of budget projections, the school district must estimate the equalized value (\$589,048,378) which is used for the 2018-19 fiscal mill rate estimate reflecting a .05% increase. In October, the actual certified equalized values of all municipalities within the school district are reported by the Department of Revenue. The district then calculates the actual mill (tax) rate per thousand dollars of equalized valuation. Property values decreased in the last preceding fiscal year.

To calculate the school mill (tax) rate, the district uses the tax levy certified (approved) by the School Board in October and divides that amount by the total equalized value of the school district. The mill rate is defined as the rate one thousand dollars of equalized valuation will raise in property taxes. Property owners in a municipality having more than one school district, fire district, or other governmental entity may find that mill rates vary within the municipality. Property owners may realize different changes (typically increases) in their property assessments depending upon conditions within their community and surrounding communities.

The Board is proposing a total tax levy of \$4,693,665.00 to fund the 2018-19 budget. To determine the rate per thousand, the district divides \$4,693,665.00 by the estimated equalized value of the district, \$589,048,378. This produces a projected mill (tax) rate of \$7.97. Since the district does not receive the official (certified) equalized valuation until October 15, 2018, the property taxpayer in the School District of Phillips may realize a change in the estimated 2018-19 mill rate. For example, if the tax levy remains the same as approved, but the total equalized valuation decreases from the estimate used, the mill rate would increase. If the total equalized valuation increases from the estimate used, the mill rate would decrease. The Board is required to make any adjustments, if needed, to the levy on or before November 1, 2018. The final determination of state aid will also modify the estimated mill rate.

TAX TABLE

2018-2019 Property Tax

This information is based on the District-Wide Levy Rate

2017-2018 Equalized Value of the District	588,558,378
2018-2019 Equalized Value of the District (Estimated)	589,048,378

TAX LEVY

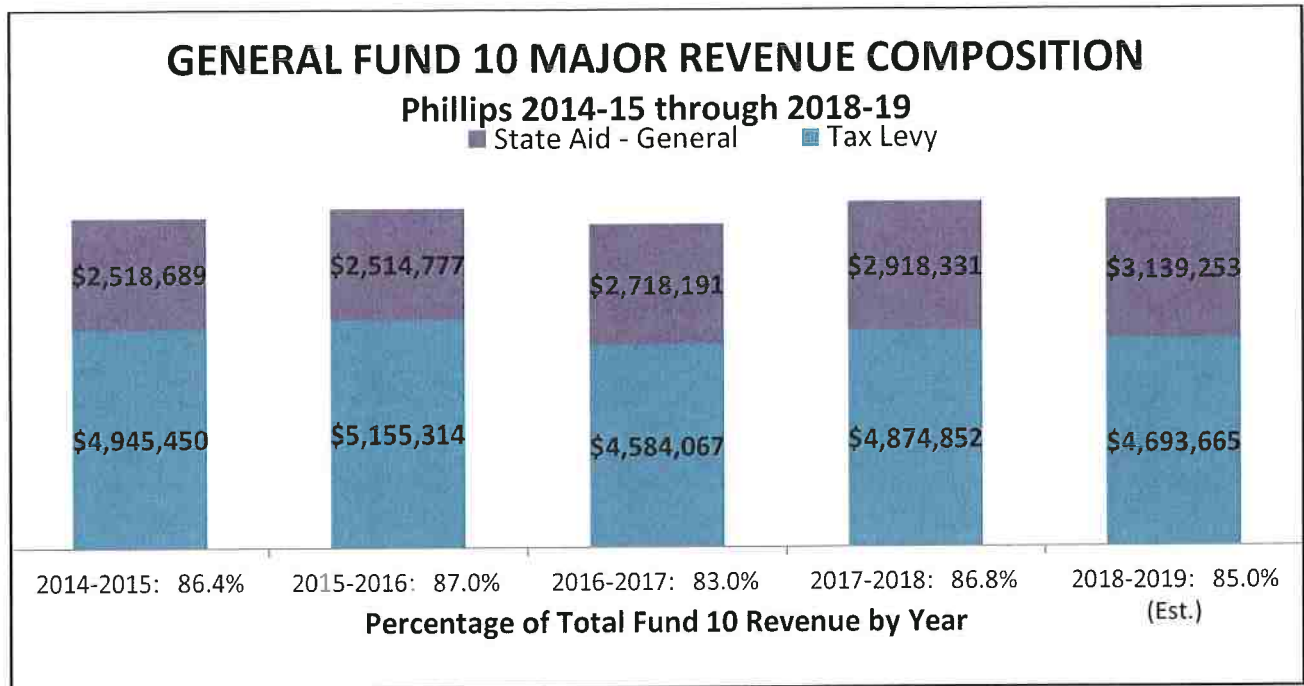
Property Value	2017-2018 Levy	2018-2019 Proposed Levy	Levy Increase (Decrease)
	4,874,852.00 8.28	4,693,665 7.97	
50,000	414.10	398.40	(15.70)
75,000	621.15	597.60	(23.55)
100,000	828.20	796.80	(31.40)
125,000	1,035.25	996.00	(39.25)
150,000	1,242.30	1,195.20	(47.10)
175,000	1,449.35	1,394.40	(54.95)
200,000	1,656.40	1,593.60	(62.80)
225,000	1,863.45	1,792.80	(70.65)
250,000	2,070.50	1,992.00	(78.50)
300,000	2,484.60	2,390.40	(94.20)
500,000	4,141.00	3,984.00	(157.00)
1,000,000	8,282.00	7,968.00	(314.00)

LEVY HISTORY

<u>For School Year</u>	<u>Dollars</u>	<u>Mill Rate</u>
2008-2009	4,930,073	7.78197
2009-2010	5,114,423	7.74738
2010-2011	5,543,595	8.83305
2011-2012	5,250,710	8.39183
2012-2013	5,474,027	9.04127
2013-2014	5,278,530	8.65706
2014-2015	5,497,150	8.88330
2015-2016	5,731,280	9.61172
2016-2017	5,154,449	8.68088
2017-2018	4,874,852	8.28270
2018-2019	4,693,665 (Est.)	7.96822

STATE GENERAL AIDS COLLECTED

<u>Year</u>	<u>General Aids</u>	<u>Change</u>		<u>Aid % of Revenue Limit</u>
2008-2009	4,240,437	(\$196,574)	- 4.4%	49%
2009-2010	3,691,356	(\$549,081)	-12.9%	43%
2010-2011	3,293,769	(\$397,587)	-10.8%	38%
2011-2012	2,975,902	(\$317,867)	- 9.7%	37%
2012-2013	2,539,903	(\$436,164)	-14.65%	34%
2013-2014	2,692,215	\$153,102	6.00%	34%
2014-2015	2,518,689	(\$173,526)	- 6.46%	35%
2015-2016	2,439,614	(\$251,517)	-0.14%	34%
2016-2017	2,718,191	\$215,252	8.09%	35%
2017-2018	2,918,331	\$200,140	7.36%	39%
2018-2019	3,139,253	\$220,992	7.57%	42%



DISTRICT EQUILIZED VALUATION FOR REVENUE LIMIT

<u>Year</u>	<u>Value</u>	<u>Change</u>
2012-2013	605,449,044	-3.24%
2013-2014	609,737,285	0.7%
2014-2015	618,818,586	1.5%
2015-2016	596,280,539	-3.64%
2016-2017	593,770,219	-.42%
2017-2018	588,760,456	-.8%
2018-2019	589,048,378	.05%

STATE AID MEMBERSHIP

<u>Year</u>	<u>Membership</u>	<u>Change</u>	<u>Equalized Value Per/Member</u>
2012-2013	831	(19)	753,726
2013-2014	841	10	720,878
2014-2015	821	(20)	743,558
2015-2016	816	(5)	759,346
2016-2017	793	(23)	752,912
2017-2018	794	1	748,502
2018-2019	800	6	736,310